

Handset Intercom

STATION

25

TD-H/B



- All-master selective ring system
- Single-master configuration or intermix w/TD-1H/B
- Multi-conductor cable in loop
- Multi-talk channels

- Door station(s), audio or PanTilt video
- Paging to a zone(s)



IF-DA
Door station
→ P.31



DE-UR
Door station adaptor



TD-1H/B
1-call sub



TD-3H/B
3-call master



TD-6H/B
6-call master



TD-12H/B
12-call master



TD-24H/B
24-call master

- For desk-top or surface wall mounting, provide TDW-n/A terminal box w/1.5m cord.

TDW-1/A, for TD-1H/B
TDW-3/A, for TD-3H/B
TDW-6/A, for TD-6H/B
TDW-12/A, for TD-12H/B
TDW-24/A, for TD-24H/B



Options



PD-1, Zone page adaptor

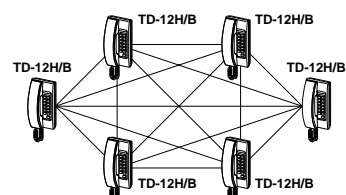


PD-2, Zone talkback page adaptor
→ P.72



RY-AC/A Audio or visual call device relay
→ P.96

Communication network & wiring



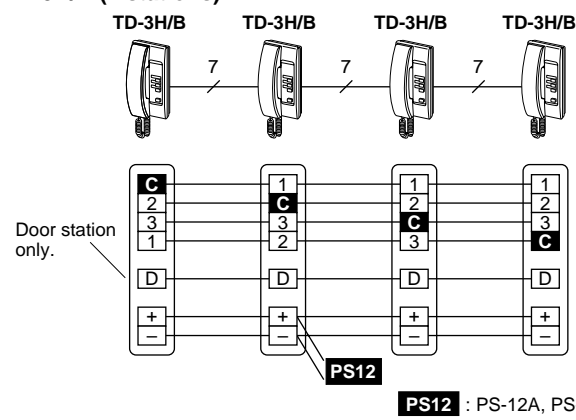
Station selector & CALL to ring

All-master configuration

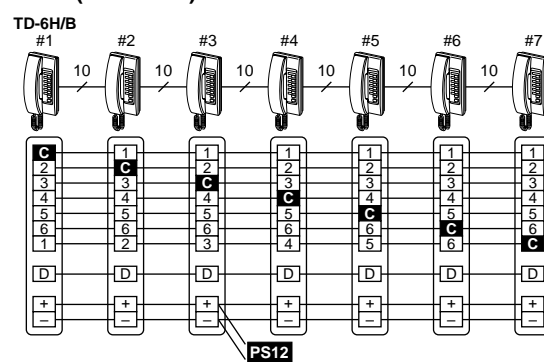
Install main cable of max. conductors allowed for each TD-H/B station model.

Models	Capacity	Cable
TD-3H/B	4 stations	7 wires
TD-6H/B	7 stations	10 wires
TD-12H/B	13 stations	16 wires
TD-24H/B	25 stations	28 wires

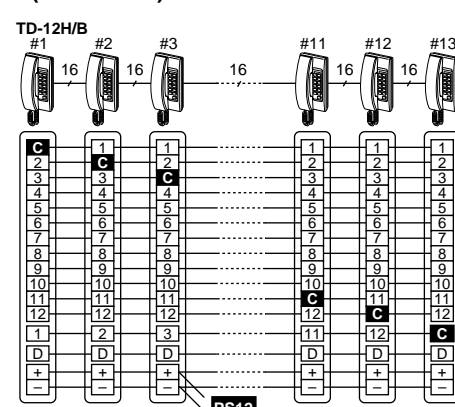
TD-3H/B (4 stations)



TD-6H/B (7 stations)



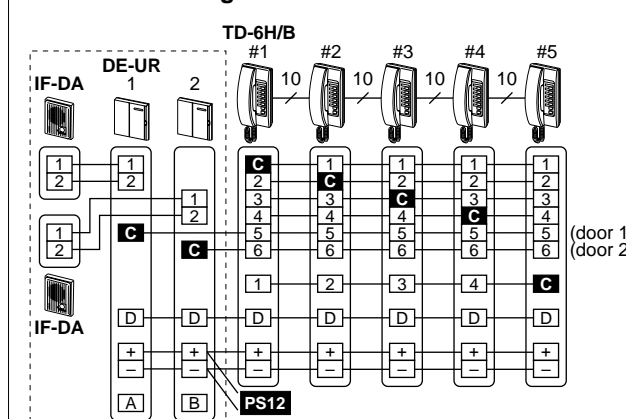
TD-12H/B (13 stations)



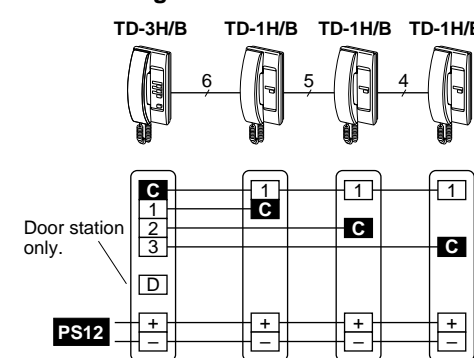
PS12 : PS-12A, PS-12B

Locate power supply in the center of cable run.

Audio door configuration w/door release



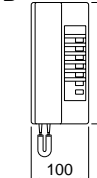
Master-sub configuration



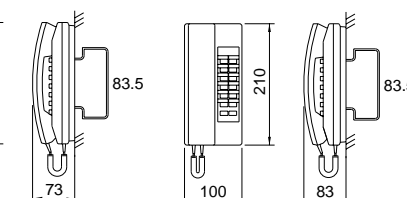
System components

- TD-nH/B**: Master station, wall-mount (n= 3, 6, 12 & 24-call)
- TD-1H/B**: 1-call sub station
- For desk-top use or surface-wall mounting w/heavy cable run; Use TDW-n/A Terminal box w/1.5m extension cord (n = 1, 3, 6, 12, 24-call)
- DE-UR**: Door station adaptor (max. 2 per system). Call tone changeable.
- IF-DA**: Door station (any IE/IF series).
- 12V DC power supply: PS-12A, PS-12B**

TD-1H/B ~ TD-12H/B




TD-24H/B




Specifications (TD-H/B)

Power source	12V DC, 70mA per station.	
Power supply	PS-12A, PS-12B	
Communication	Depress a station selector 1~12 and CALL (or CALL A) to ring station 1~12 (or A1 ~ A12). Lift handset to reply. Door calls in w/standard or faster(B) intermittent tone, 2-1/2 sec. Pick up and depress the selector assigned.	
Wiring	2 or 3 + no. TD-H/B in loop. TD-1H/B: 4 wires. TD-3H/B: 7 wires. TD-6H/B: 10 wires. TD-12H/B: 16 wires. TD-24H/B: 28 wires.	
Distance	0.65mmø	0.8mmø
• TD-H/B stations	650m	1,000m
• DE-UR to door	150m	230m


MY-CU & TD-H/B



MK-DBC
Video door station
→ P.29




DE-UR
Door station adaptor




TD-12H/B 12-call master station & MY-CU Main video monitor or MYH-CU Sub video monitor

Options

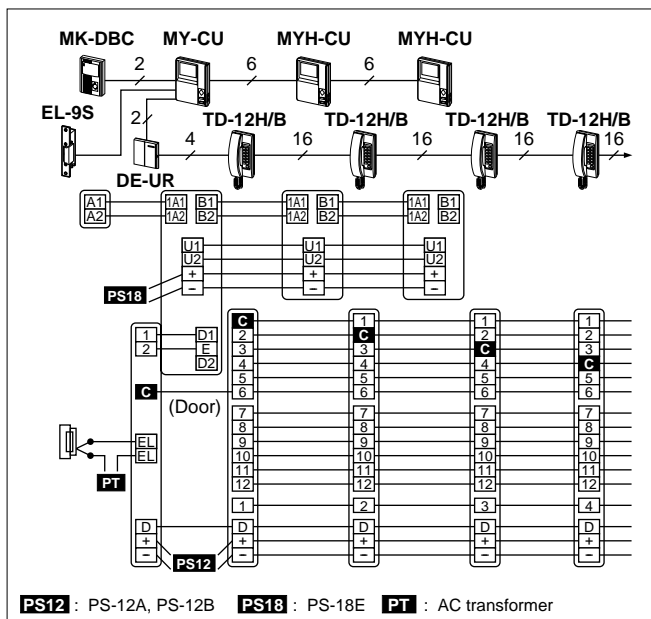
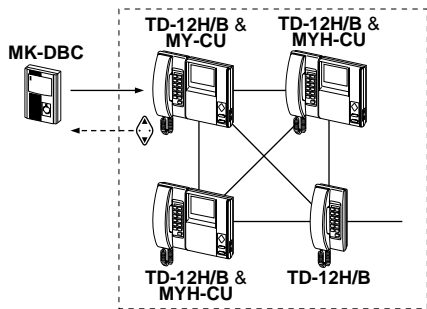


EL-9S
Door release
→ P.97



MYW-BA
Long distance adaptor
→ P.33

Communication network & wiring

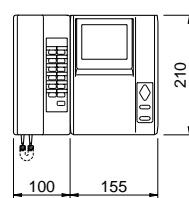


PS12 : PS-12A, PS-12B **PS18** : PS-18E **PT** : AC transformer

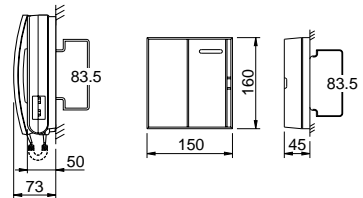
System components

- MY-CU:** Main video monitor
- MYH-CU:** Sub video monitor (2 or more*)
* Additional MYH-CU can be expanded with a supplementary power supply.
- TD-nH/B:** Master station (n= 3, 6, 12 & 24)
- DE-UR:** Door station adaptor
- 18V DC power supply:** PS-18E, PS-18YE
- 12V DC power supply:** PS-12A, PS-12B

TD-3-12H/B & MY-CU(MYH-CU)



DE-UR



Specifications (TD-H/B & MY-CU)

Power source	TD-H/B: 12V DC, 70mA per station. MY-CU: 18V DC, 0.9A max. MYH-CU: 18V DC, 0.4A.	
Power supply	PS-12A, PS-12B, PS-12M (TD-H/B). PS-18E, PS-18YE (video).	
Communication	Door calls in w/intermittent tremolo and image, 45 sec. Rings max. 12 stations. Pick up (any) handset and depress an selector assigned to reply, and image is kept 2-1/2 min. Recycle w/MONITOR button.	
Door release	DC30V or AC250V, 5A (resistance load)	
Wiring	2 parallel wires to door. 6 wires, monitors	
Distance	0.65mmø	1.0mmø
• MY-CU to door	50m	100m
• MY-CU to MYH1	35m	75m
• MY-CU to MYH1-2	17m	45m